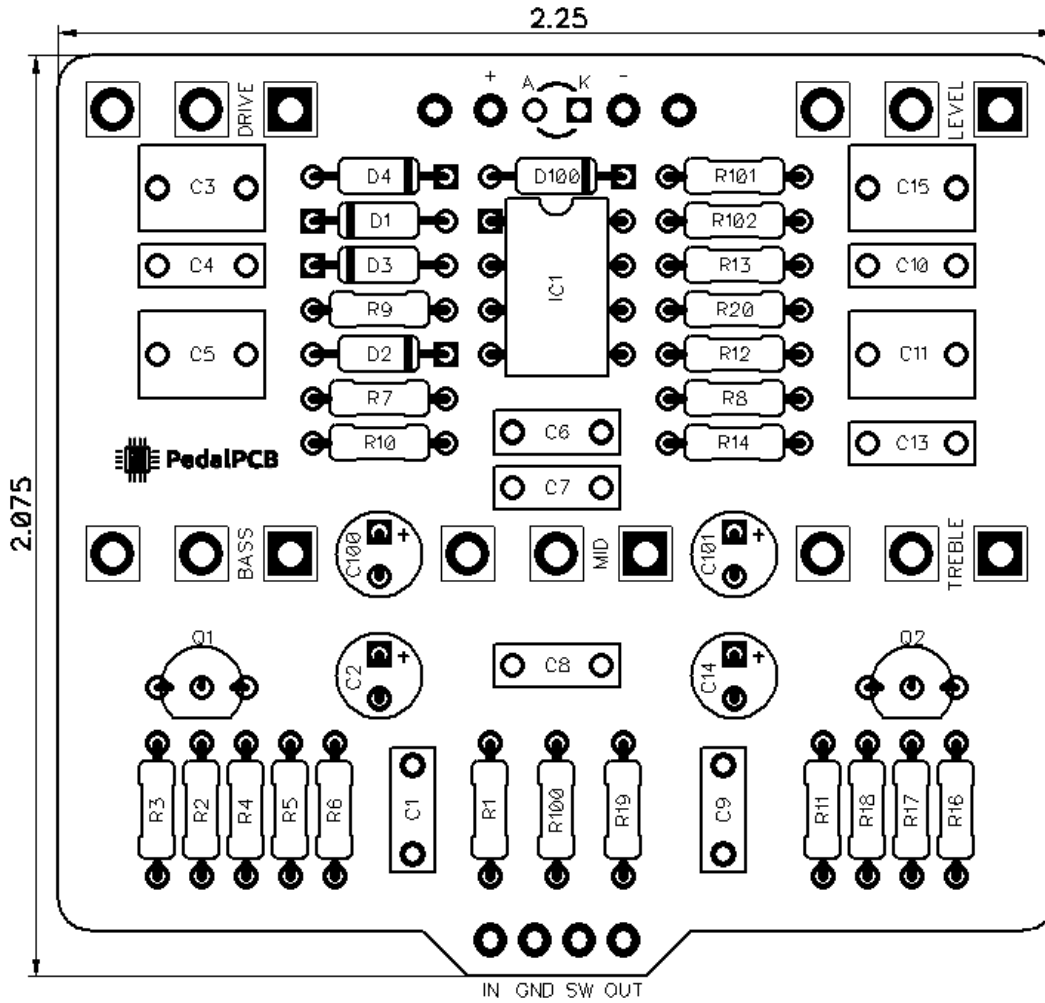


# PedalPCB

## Oxide Distortion

Revised 11/24/20



### CONTROLS AND FEATURES

- Level
- Drive
- Treble
- Bass

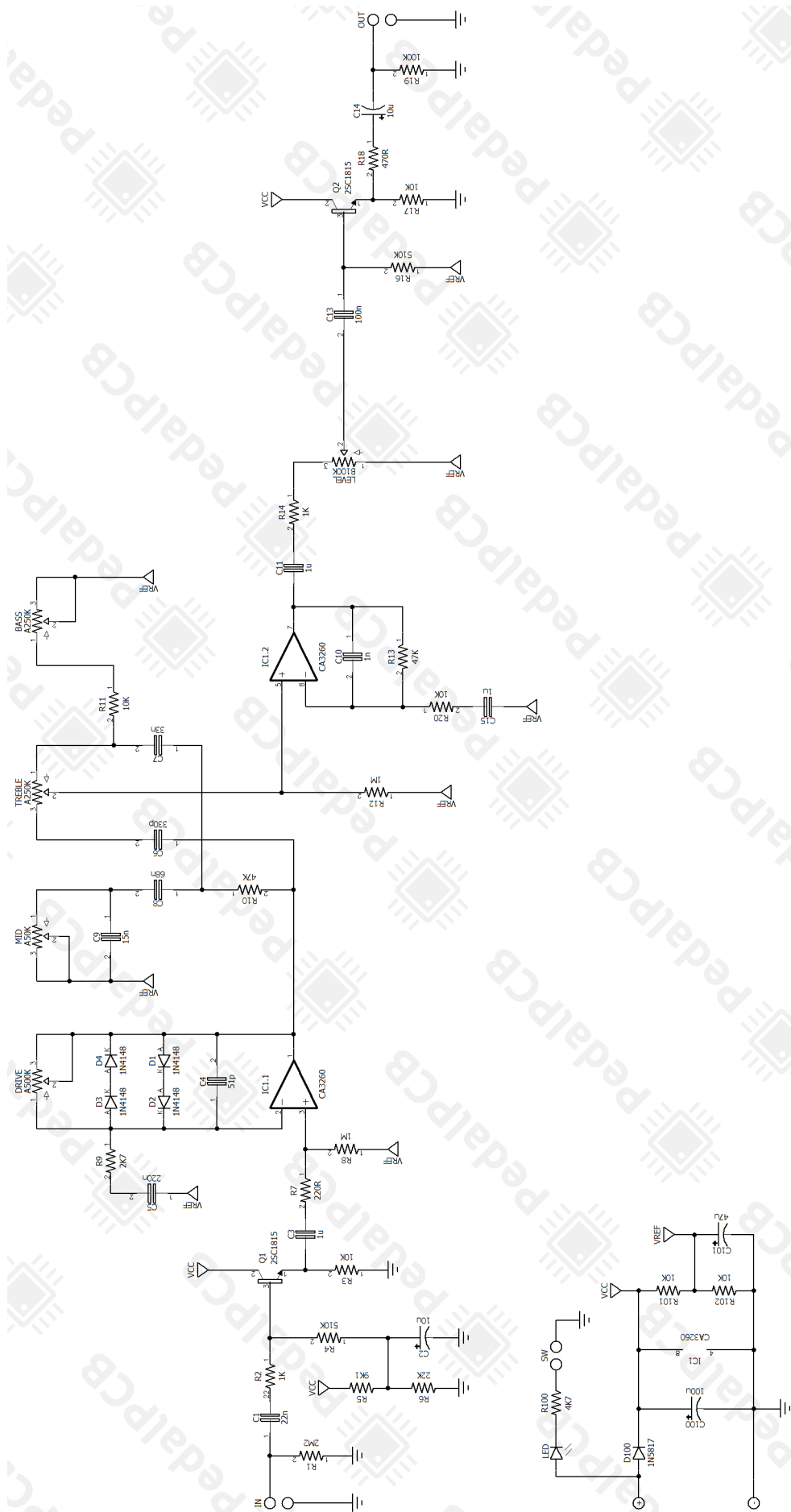
All trademarks and registered trademarks are the property of their respective owners. The company, product, and service names used in this web site are for identification purposes only. Use of these names, logos, and brands does not imply endorsement.

LOCATION	VALUE	TYPE	NOTES
R1	2M2	Resistor, 1/4W	
R2	1K	Resistor, 1/4W	
R3	10K	Resistor, 1/4W	
R4	510K	Resistor, 1/4W	
R5	9K1	Resistor, 1/4W	
R6	22K	Resistor, 1/4W	
R7	220R	Resistor, 1/4W	
R8	1M	Resistor, 1/4W	
R9	2K7	Resistor, 1/4W	
R10	47K	Resistor, 1/4W	
R11	10K	Resistor, 1/4W	
R12	1M	Resistor, 1/4W	
R13	47K	Resistor, 1/4W	
R14	1K	Resistor, 1/4W	
R16	510K	Resistor, 1/4W	
R17	10K	Resistor, 1/4W	
R18	470R	Resistor, 1/4W	
R19	100K	Resistor, 1/4W	
R20	10K	Resistor, 1/4W	
R100	4K7	Resistor, 1/4W	
R101	10K	Resistor, 1/4W	
R102	10K	Resistor, 1/4W	
C1	22n	Film capacitor, 7.2 x 2.5mm	
C2	10u	Electrolytic capacitor, 5mm	
C3	1u	Film capacitor, 7.2 x 5.0mm	
C4	51p	Ceramic capacitor	
C5	220n	Film capacitor, 7.2 x 5.0mm	
C6	330p	Ceramic capacitor	
C7	33n	Film capacitor, 7.2 x 2.5mm	
C8	68n	Film capacitor, 7.2 x 2.5mm	
C9	15n	Film capacitor, 7.2 x 2.5mm	
C10	1n	Film capacitor, 7.2 x 2.5mm	
C11	1u	Film capacitor, 7.2 x 5.0mm	
C13	100n	Film capacitor, 7.2 x 2.5mm	
C14	10u	Electrolytic capacitor, 5mm	
C15	1u	Film capacitor, 7.2 x 5.0mm	
C100	100u	Electrolytic capacitor, 5mm	
C101	47u	Electrolytic capacitor, 5mm	
C101	10u	Electrolytic capacitor, 5mm	
D1	1N4148	Signal diode, DO-35	
D2	1N4148	Signal diode, DO-35	
D3	1N4148	Signal diode, DO-35	
D4	1N4148	Signal diode, DO-35	
D100	1N5817	Schottky diode, DO-41	



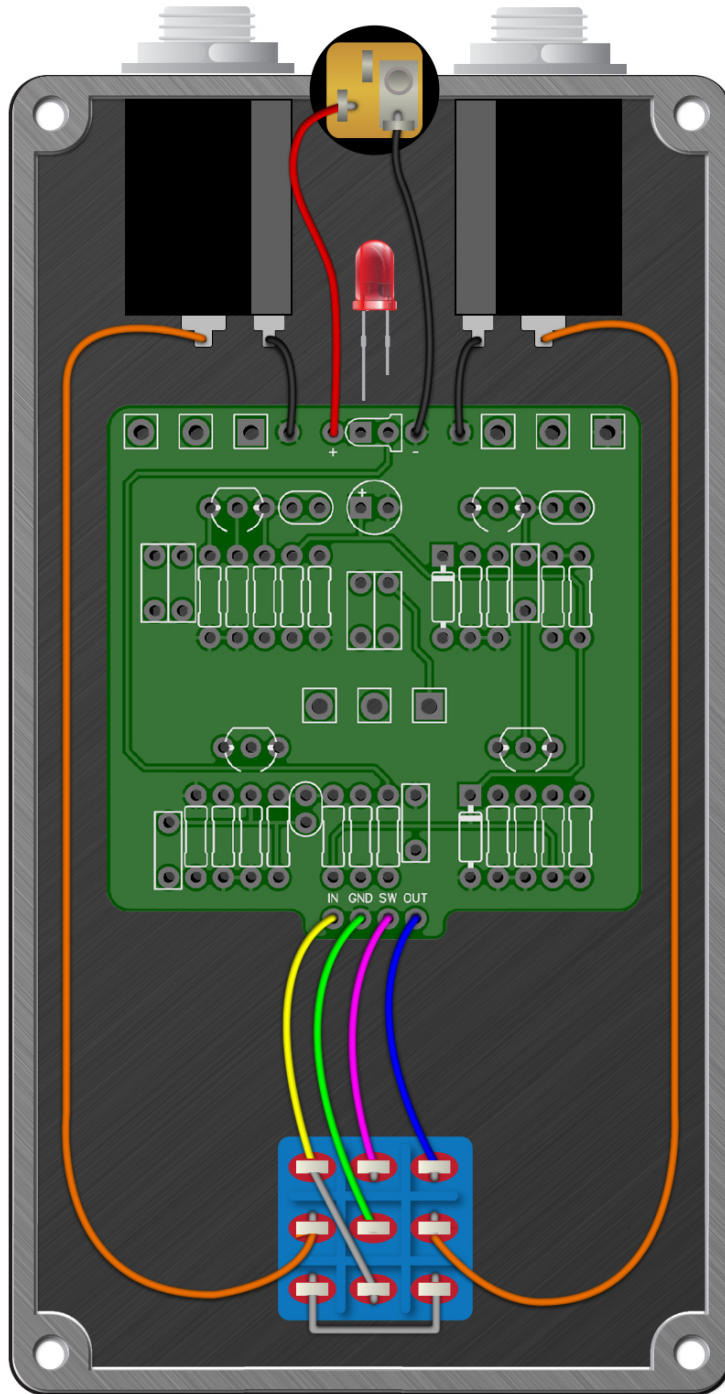
# Oxide Distortion

Schematic Diagram



# Oxide Distortion

Wiring Diagram



# Oxide Distortion

Drill Template  
125B enclosure

